



## Orbit Marine Accessory LED Light

### Important

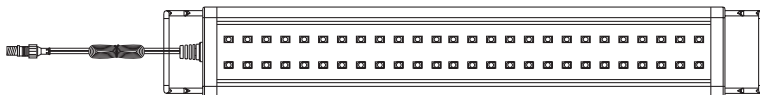
This light fixture is an accessory LED light for existing Orbit™ Marine LED systems with a LOOP® controller. It cannot be used as a stand-alone light fixture and must be connected to an Orbit Marine light manifold HUB with a LOOP® controller.

For additional installation instructions and videos, please visit our website at [www.current-usa.com](http://www.current-usa.com)

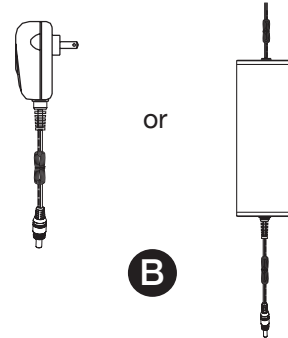
### What's Included

Each Orbit Marine Accessory LED lighting system includes:

Item	Description	Quantity
A	Orbit Marine Accessory LED Light Fixture	1
B	12V DC Power Supply, UL® Listed	1



A



or

B

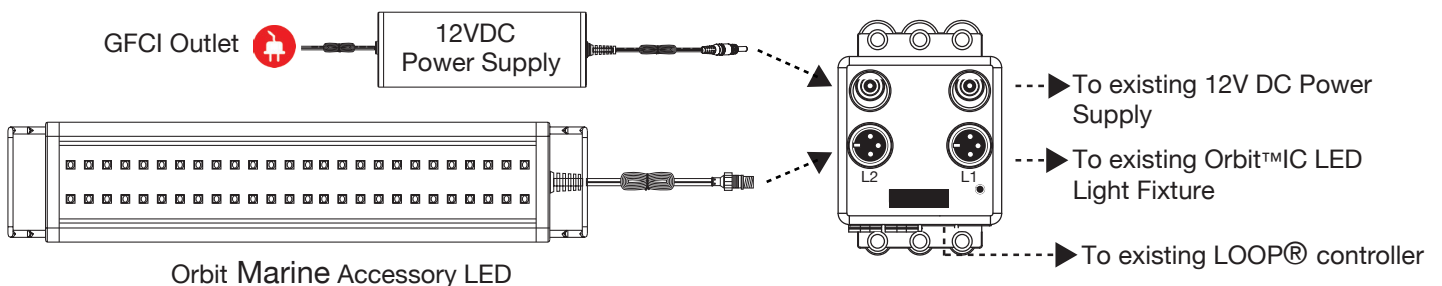
### Installation Instructions

**Step 1.** Plug 12V DC power supply into a GFCI outlet.

**Step 2.** Plug Orbit Marine Accessory LED light fixture into Light Manifold HUB connection port for Light #2 marked “L2”.

**Step 3.** Plug 12V DC power supply into corresponding Light #2 DC input plug.

**Step 4.** Test light fixture with remote by trying any “On-Demand” mode. Both light fixtures will operate in a similar manner on the same light program schedules. If light is not operating, recheck all cable connections.



#### IMPORTANT WARNINGS | SAVE THESE INSTRUCTIONS

**This is NOT a page of legalese. It contains important safety information that you should read and save for future reference. Remember you can always quickly access instructions for all our products at [www.current-usa.com](http://www.current-usa.com).**

- Never attempt repairs yourself; return the appliance to an authorized service facility for service or discard the appliance.
- Carefully examine the fixture after installation and BEFORE you plug it into the GFCI wall outlet. Be sure there is no water on any part of the light fixture or the timer.
- Never plug in a wet cord. If a plugged in unit or socket does get wet, DON'T touch it. Instead, promptly disconnect the fuse or circuit breaker that supplies power to the fixture. Then, you may unplug the fixture and examine for the presence of water.
- Never operate a fixture that is damaged or malfunctioning, discontinue use immediately and return the appliance to an authorized service facility.
- Close supervision is necessary when any appliance is used by or near children.
- Always unplug the fixture when not in use, before putting on or taking off parts, and before cleaning. Never pull the cord to unplug from the GFCI.
- Do not use the fixture for anything other than intended use. The use of attachments not recommended or sold by the fixture manufacturer may cause an unsafe condition and will void your warranty.
- Do not install or store the fixture where it will be exposed to the weather or to temperatures below 0° Celsius or 32° Fahrenheit.
- Do not operate at temperatures above 50° Celsius or 122° Fahrenheit.
- Ensure the fixture is securely installed before supplying power to the unit.
- Read and observe all the important notices and warnings on the fixture and power cord. DO NOT REMOVE THE WARNING LABEL.
- If an extension cord is necessary, a cord with a rating at least 15 amperes should be used. A cord rated for less amperes or watts than the fixture rating may overheat. Care should be taken to arrange the cord so that it will not be tripped over or pulled.
- Do not look directly into the LEDs.

#### IMPORTANT WARNINGS | SAVE THESE INSTRUCTIONS

This product **MUST** be powered with a UL® or ETL™ power supply. To avoid possible electric shock, power supply **MUST** be plugged into a GFCI wall outlet installed and grounded in accordance with all appropriate codes and ordinance.

All products plugged into an AC power outlet or DC manifold **MUST** have a drip loop (see above.)

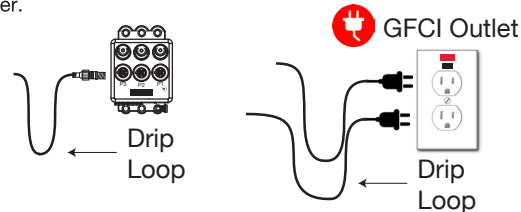
SAVE THESE INSTRUCTIONS.

Register this product at [www.current-usa.com](http://www.current-usa.com)



#### Important Warnings | Drip Loops

Drip Loops should always be used to help prevent water from traveling along the cord and coming into contact with an electrical outlet. Drip loops must always be below the level of the outlet. If the plug or outlet does get wet, DO NOT TOUCH the cord. Disconnect the fuse or circuit breaker that supplies power to the system. After disconnecting the power, unplug and examine for the presence of water.



#### Current USA, Inc. One-Year Limited Warranty

Current USA, Inc. ONLY warrants products purchased from authorized dealers. If your product was purchased through an unauthorized dealer, Current-USA, Inc. provides no warranty and any warranty claims **MUST** be done through your retailers.

Current USA, Inc. warrants this product against defects in materials and workmanship of a period of ONE (1) YEAR from the date of original retail purchase and is not transferable.

Warranty on all Products, including Aquariums, is limited to replacement of the product and does not cover fish loss, personal injury, property loss or direct, incidental or consequential damage arising from the use of this product.

Note: Current-USA, Inc. One-Year Limited Warranty does not cover damage caused by the following: improper installation, saltwater corrosion, electrical surges, or modifications.

If you discover a defect, please see your retail store or point of purchase. Current USA, Inc. will, at its option, repair or replace the product at no charge to you, provided you return it during the warranty period. A copy of the bill of sale is required as proof of original purchase date in the event the product needs repairs within the warranty period. Please see your dealer for return options and warranty replacement parts. This warranty applies only to products by or for Current USA, Inc. that can be identified by trade name, or logo affixed to them. Current-USA, Inc. does not warrant any products that are not Current-USA, Inc..

This warranty does not apply if the product has been damaged by accident, abuse, misuse or misapplication or if the product has been modified without the written permission of Current-USA, Inc.; or if any Current-USA, Inc. logos have been removed or defaced.

THE WARRANTY AND REMEDIES SET FORTH ABOVE ARE EXCLUSIVE AND IN LIEU OF ALL OTHERS, WHETHER ORAL OR WRITTEN, EXPRESSED OR IMPLIED CURRENT USA, INC. SPECIFICALLY DISCLAIMS ANY AND ALL IMPLIED WARRANTIES, INCLUDING BUT NOT LIMITED TO LOST PROFITS, DOWNTIME, GOODWILL, DAMAGE TO OR REPLACEMENT OF EQUIPMENT AND PROPERTY, AND ANY COSTS OF RECOVERING ANIMALS, PLANTS, TANKS OR OTHER AQUARIUM RELATED ITEMS AND/OR EQUIPMENT. CURRENT USA, INC. IS NOT RESPONSIBLE FOR SPECIAL, INCIDENTAL, OR CONSEQUENTIAL DAMAGES RESULTING FROM ANY BREACH OF WARRANTY, OR REPLACEMENT OF EQUIPMENT OR PROPERTY, OR ANY COSTS OF RECOVERING OR REPRODUCING ANY EQUIPMENT, ANIMALS OR PLANTS USED OR GROWN WITH CURRENT USA, INC. PRODUCTS. Some jurisdictions do not allow the exclusion or limitation of incidental or consequential damages or exclusions of implied warranties, so the above limitations or exclusions may not apply to you. This warranty gives you specific legal rights, and you may also have other rights that vary from jurisdiction to jurisdiction.